



## NAVARRO COUNTY TREASURER'S REPORT


### THE STATE OF TEXAS COUNTY OF NAVARRO AFFIDAVIT

**BEFORE ME**, the undersigned authority, on this day personally appeared the following named persons, and after being duly sworn, deposes and says: Honorable H.M. Davenport Jr., County Judge, Honorable Jason Grant, Commissioner Pct. 1, Honorable Eddie Perry, Commissioner Pct. 2, Honorable Eddie Moore, Commissioner Pct. 3, and Honorable David Brewer, Commissioner Pct. 4.

I, Jane McCollum, Navarro County Chief Deputy Treasurer, on this 21<sup>st</sup> day of March, 2025 present to the Navarro County Commissioners Court the Monthly Financial Report for the month ending in February, 2025 for the court to review and approved. This report is in compliance with *Section 114.026* of the Local Government Code, so therefore we hereby execute this affidavit for publication.


With this signed affidavit, We the Commissioners Court of Navarro County, state that the requirements of *Subsection (C)* have been met with the examination of this report.

Signed and executed this 21<sup>st</sup> day of March, 2025

  
H.M. Davenport, County Judge

Jason Grant, Commissioner Precinct 1

  
Eddie Perry, Commissioner Precinct 2


  
Eddie Moore, Commissioner Precinct 3

  
David Brewer, Commissioner Precinct 4

SWORN AND SUBSCRIBED TO BEFORE ME, this 21<sup>st</sup> day of March, 2025 by H.M. Davenport Jr., Jason Grant, Eddie Perry, Eddie Moore, and David Brewer in their official capacities as the members of the Navarro County Commissioners Court.

**ATTEST**



  
Sherry Dowd, County Clerk

**NAVARRO COUNTY, TEXAS  
REPORT OF CASH AND INVESTMENTS  
FOR THE MONTH OF FEBRUARY, 2025**

FUND	BEGINNING BALANCE	RECEIPTS	BANK INTEREST	DISB	ENDING BALANCE	TEX POOL BEGINNING BAL	TEX POOL DEP/WD	TEX POOL INTEREST	TEX POOL ENDING BAL	TX CLASS BEGINNING BAL	TX CLASS DEP/WD	TX CLASS INTEREST	TX CLASS ENDING BAL	TOTAL
GENERAL	11,346,981.68	8,657,265.20	3,164.36	3,200,586.78	16,806,824.46	4,076,628.45	-	14,025.16	4,090,653.61	3,999,528.29	-	13,810.91	4,013,339.20	24,910,817.27
CSCD	127,920.82	50,553.01	27.17	105,025.25	73,475.75	111,180.96	-	382.51	111,563.47	-	-	-	-	185,039.22
JUVENILE	72,836.88	-	11.72	43,382.26	29,466.34	9,114.95	-	31.38	9,146.33	-	-	-	-	38,612.67
FLOOD CTRL	390,669.69	118,017.82	92.81	6,000.00	502,780.32	2,579.28	-	8.96	2,588.24	-	-	-	-	505,368.56
R&B - PCT 1	551,396.68	429,632.09	162.33	164,014.64	817,176.46	3,334.19	-	11.44	3,345.63	-	-	-	-	820,522.09
R&B - PCT 2	1,051,546.55	423,857.93	-	289,442.61	1,185,961.87	92,269.74	-	317.46	92,587.20	108,176.30	-	373.55	108,549.85	1,278,549.07
R&B - PCT 3	920,776.76	423,626.09	234.92	141,249.73	1,203,388.04	78,931.50	-	271.53	79,203.03	270,764.94	-	934.98	271,699.92	1,554,290.99
R&B - PCT 4	459,396.66	464,270.75	-	144,349.18	779,318.23	91,385.29	-	314.44	91,699.73	216,611.85	-	747.99	217,359.84	1,088,377.80
HIDTA	21,534.21	343,197.59	-	342,914.65	21,817.15	-	-	-	-	-	-	-	-	21,817.15
HIDTA SZ	32,066.06	-	6.15	-	32,072.21	2,026.24	-	7.00	2,033.24	-	-	-	-	34,105.45
DEBT SVC	259,943.82	222,973.76	26.34	475,655.00	7,288.92	2,606.87	-	8.96	2,615.83	-	-	-	-	9,904.75
CAPITAL	3,586.64	-	0.69	-	3,587.33	12,352.15	-	42.53	12,394.68	-	-	-	-	15,982.01
SHERIFF/ST	126,445.31	-	24.25	-	126,469.56	62.26	-	0.28	62.54	-	-	-	-	126,532.10
D.A. FORFEIT	208,236.91	-	43.12	99.82	208,180.21	134,293.50	-	462.01	134,755.51	-	-	-	-	342,935.72
HEALTH INS	473,631.82	397,734.24	69.54	400,133.77	471,301.83	14,300.63	-	49.23	14,349.86	-	-	-	-	485,651.69
ECON DEV	-	-	-	-	-	2,569.27	-	8.96	2,578.23	-	-	-	-	2,578.23
TRUST	834,993.92	13,683.18	100.00	36,022.40	812,754.70	1,087,107.60	-	3,740.06	1,090,847.66	1,083,059.31	-	3,739.95	1,086,799.26	2,990,401.62
LAKE TRUST	244.61	-	0.05	-	244.66	113,834.88	-	391.63	114,226.51	-	-	-	-	114,471.17
REV & CLRG	1,173,119.19	8,320,466.41	285.46	8,324,032.21	1,169,838.85	1,076,251.58	-	3,702.78	1,079,954.36	-	-	-	-	2,249,793.21
PAYROLL	17,326.57	1,241,888.14	17.75	1,241,888.14	17,344.32	-	-	-	-	-	-	-	-	17,344.32
DISB	107,174.02	4,240,608.63	197.72	4,240,608.63	107,371.74	-	-	-	-	-	-	-	-	107,371.74
GO BOND	102,746.83	-	19.70	-	102,766.53	-	-	-	-	-	-	-	-	102,766.53
SPECIAL REV	1,208,944.22	-	219.90	166,803.24	1,042,360.88	-	-	-	-	-	-	-	-	1,042,360.88
SHERIFF/FED	351,257.88	-	66.85	15,000.00	336,324.73	-	-	-	-	-	-	-	-	336,324.73
ELECTION	364,425.78	-	69.89	-	364,495.67	-	-	-	-	-	-	-	-	364,495.67
A.R.P.A.	57,585.71	-	10.82	2,707.56	54,888.97	600,333.48	-	2,065.38	602,398.86	924,529.09	-	3,192.52	927,721.61	1,585,009.44
<b>TOTAL</b>	<b>20,264,789.22</b>	<b>25,347,774.84</b>	<b>4,851.54</b>	<b>19,339,915.87</b>	<b>26,277,499.73</b>	<b>7,511,162.82</b>	<b>-</b>	<b>25,841.70</b>	<b>7,537,004.52</b>	<b>6,602,669.78</b>	<b>-</b>	<b>22,799.90</b>	<b>6,625,469.68</b>	<b>40,331,424.08</b>

	CURRENT MONTH	YTD
INTEREST EARNED	53,493.14	299,356.86

Prepared By: Jane McCollum / Chief Deputy Treasurer

Date

Reviewed By: Terri Gillen / County Auditor

Date